




Wiosna Karty pracy do druku











Wiosenne materiały do druku

POKAŻ OFERTĘ









Ponad 100 stron materiałów do druku: karty pracy, karty pokazowe, wiosenne kwiaty, bystre oczko, karty klamerkowe (cyfry 1-10), wykreślanki, gry memo i sudoku.

**ZOBACZ INNE DARMOWE MATERIAŁY NA
WIOSNĘ**


Pokoloruj tyle kwiatów, ile kropek jest po lewej stronie.


Pokoloruj tyle motyli, ile kropek jest po lewej stronie.


Pokoloruj obrazek.




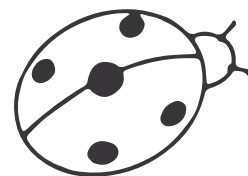


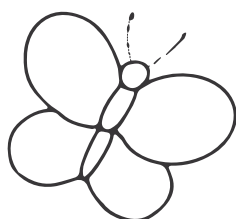






Wytnij i ułóż puzzle. Pokoloruj obrazek.





Wytnij i ułóż puzzle. Pokoloruj obrazek.





Pokoloruj pary tym samym kolorem.







Policz i zaznacz prawidłową odpowiedź.





Policz i zaznacz, których owadów jest więcej.





Dorysuj w ramce po prawej stronie tyle elementów, aby było ich
tyle samo co po lewej stronie.



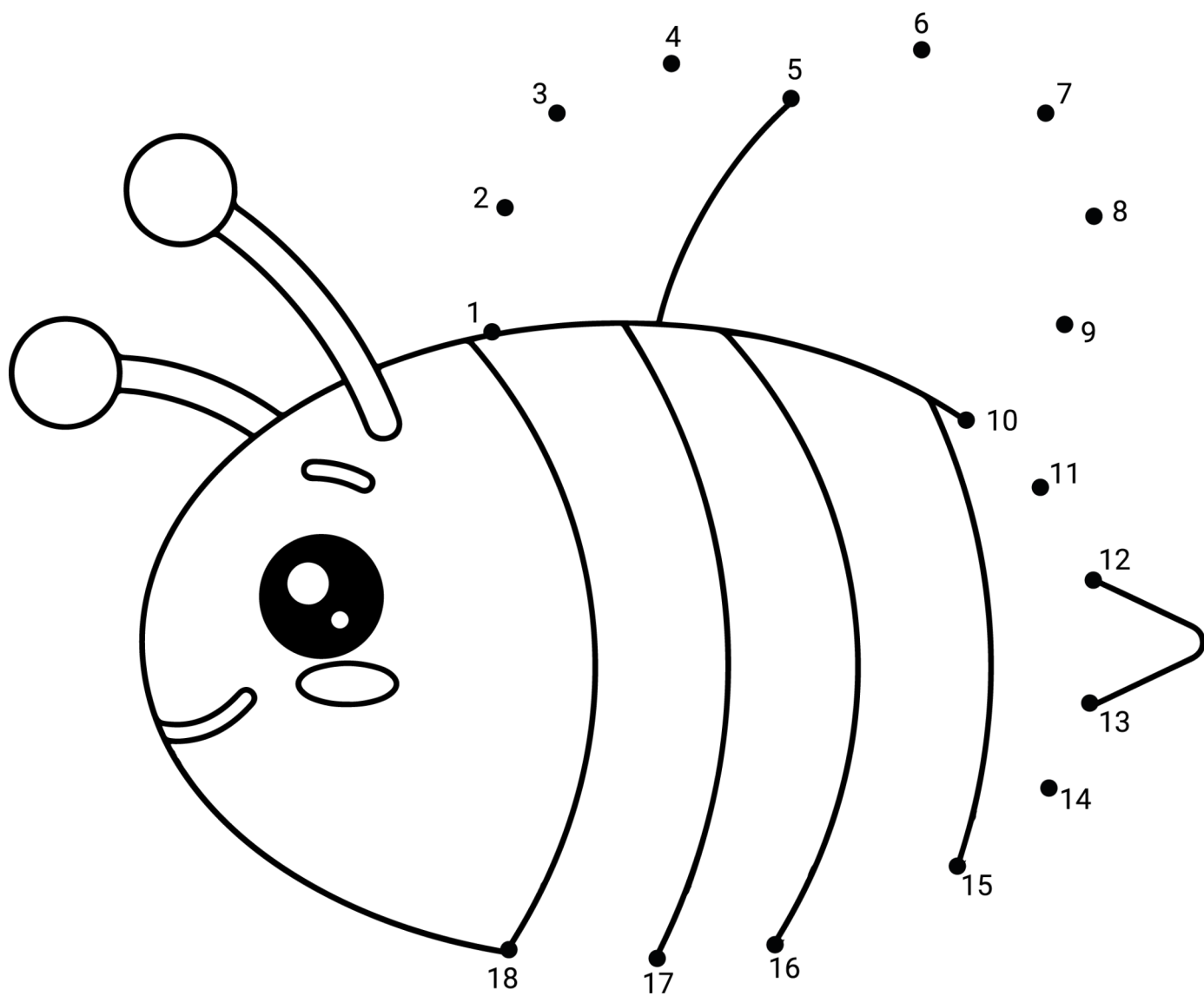
Policz i pokoloruj odpowiednią liczbę kwadratów.



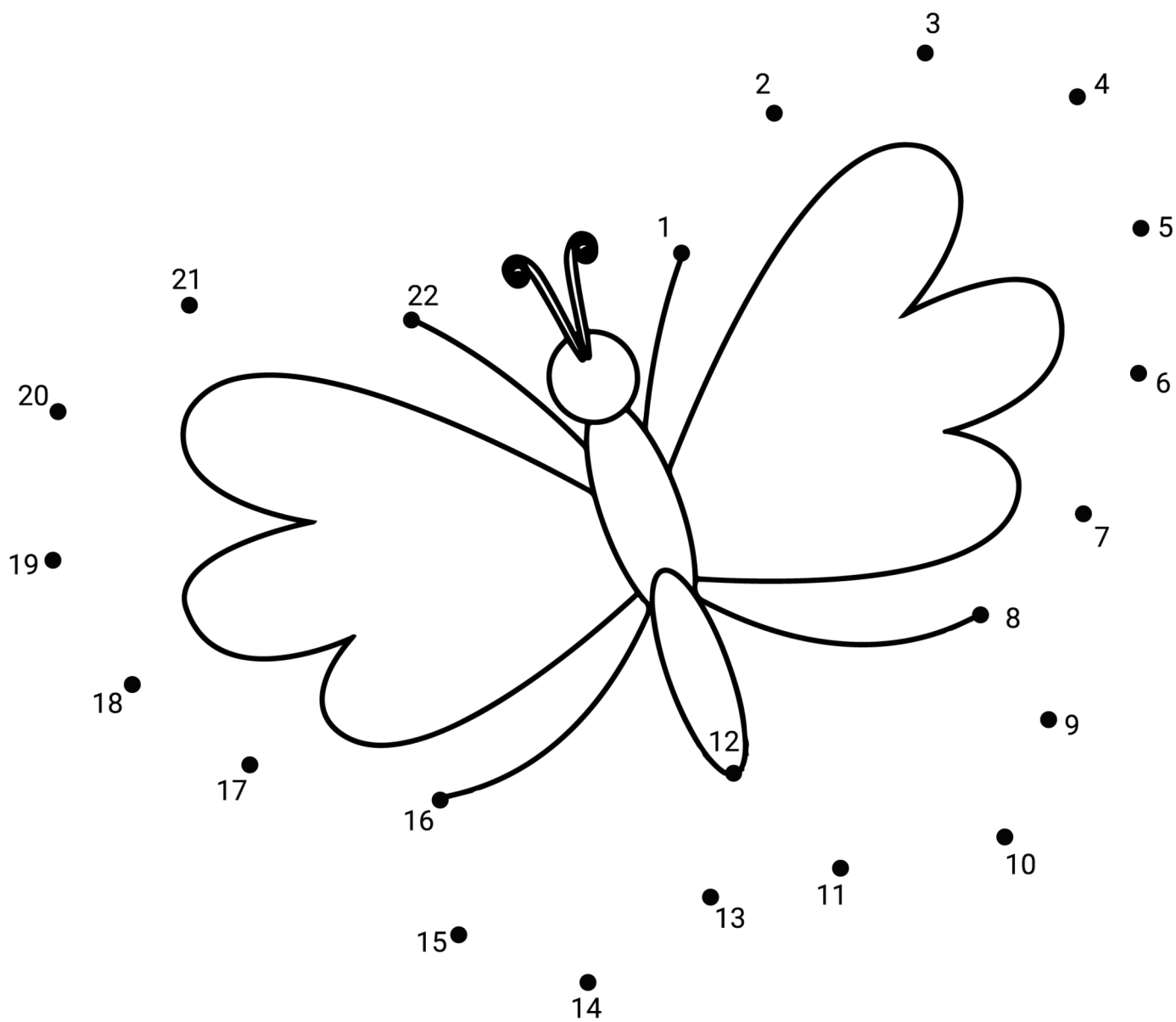
Policz i pokoloruj odpowiednią liczbę kwadratów.



Połącz kropki.



Połącz kropki



Wypełnij kropki plasteliną.

